


INNOVATION:

Adapt and Innovate with 3D Printing



OVERVIEW

As a manufacturer of equipment for laundry services, Girbau sought to **improve the efficiency of their folding machines**. In realizing that the air flow of their folding machine was not optimal for the precision folding they needed, Girbau turned to 3D printing for the speed, efficiency, limitless design possibilities, and cost-effectiveness of this technology to create the single solution part they needed to optimize their folding machines.



CHALLENGES

1. Redesigning of a part within a folding machine while still maintaining a competitive price point.
2. Using a material that is strong enough to create small cavities within the part to withstand high pressure

GIRBAU

LAUNDRY BEYOND LAUNDRY

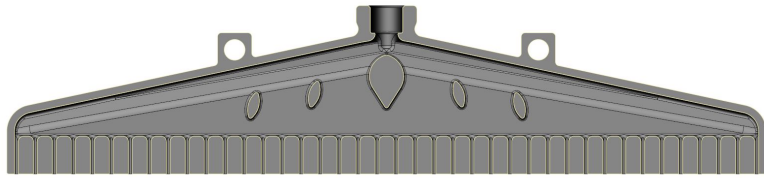
The Girbau Group is a company that manufactures equipment for laundry services. With its headquarters in Vic (Barcelona-Spain), it has four production centers: specializing in the manufacture of equipment for small and medium-sized laundromats, and for the industrial division, corresponding to laundry service providers with higher production requirements. In addition to distributors worldwide.

[Girbau](#)

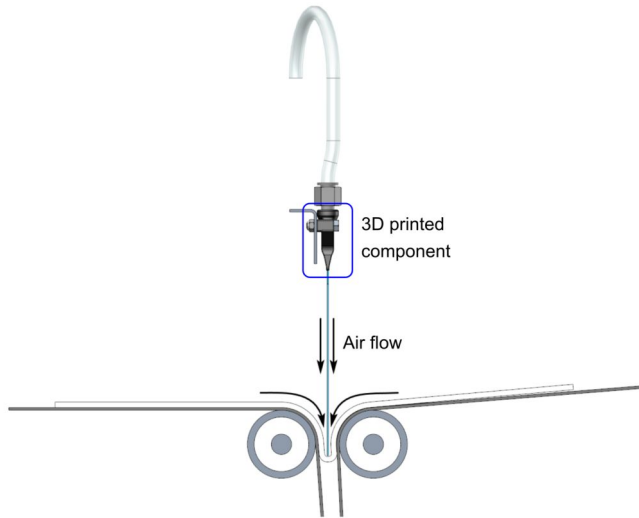
“Sculpteo’s experts supported us throughout the printing process so we could go on and print the model with the best solution to match our challenges.”

**-Sylvain Ferris, R&D Designer,
Girbau**

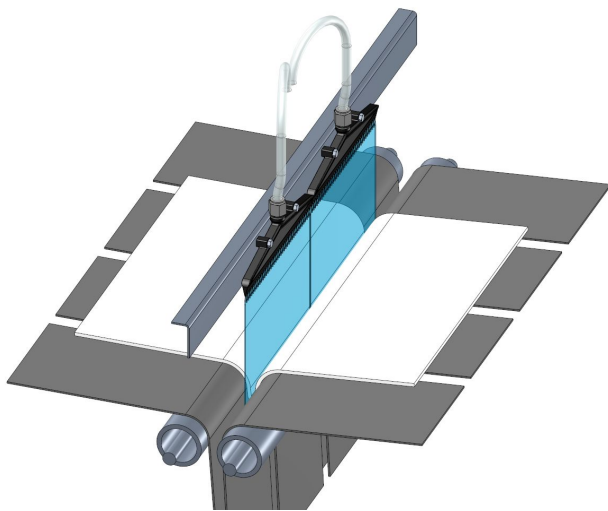
DESIGN-DRIVEN MANUFACTURING



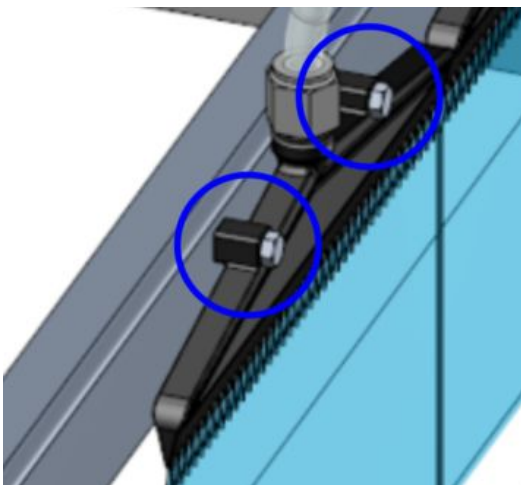
Close up of the 3D printed part, front angle



Side view of the part attached to machine showing its function



Overview of the airflow process



Integrated functions

Optimizing internal geometry for better performances

With the optimization of the inner geometries of the part, the quantity of pressured air required to fulfill its function was reduced from 5,5 bars to 4 bars which resulted in lower air consumption and a more sustainable machine.

The small channels created within the part to direct airflow significantly reduced the noise impact the machine makes. Previously with the basic drilled tube part, the airflow did not have a precise direction and the single tunnel echoed the sound of the air pressure.

Better design at a competitive price

During their additive design process, Girbau was able to design a part with complex geometries, integrated functional parts and lightweight and compact. The additive nature of 3D printing technology means that creating a complex part does not come at a higher price and in fact can be sometimes cheaper since less material is used.

With these design possibilities, Girbau was able to create a single solution part that was cost-effective. This would not have been possible with traditional manufacturing methods since the design possibilities for traditional manufacturing require expensive molds and large production volumes to make up for the cost.

Making the most of integrated functions

The simplification of their part which now had integrated functions such as supports that made it possible to easily attach their part to a rack within the folding machine.

A more compact model that would not be possible to find in the market or challenging to create with traditional manufacturing methods.

Ultracur3D® EPD 1006 : The precision needed to meet manufacturing challenges

With a final design, Girbau turned to Sculpteo's online printing service to create a prototype that would potentially be the final part for their machines. They decided on SLS (selective laser sintering) technology and Nylon PA12 material. When testing the part, they realized that there was excess powder from the PA12 material blocking the airflow.

With Sculpteo's responsive customer support, Girbau was advised to use LCD (Liquid Crystal Display) printing technology to create tiny channels within the part, which powder technology cannot do, using the resin material EPD 1006. Parts printed with resin materials have high accuracy and are perfect for designs that require high precision, like Girbau's part. Using LCD technology to print their part also allows for higher productivity, thanks to its large printing trays that allow for large series productions.

Following Sculpteo's design guidelines about the specificities of this material, they designed the part so that the inner surfaces are free of any supports, ensuring the optimization of airflow. Sculpteo's design guidelines helped Girbau ensure that their design would have the highest quality print and functionality possible.



Material Spotlight: EPD 1006

Ultracur3D® EPD 1006 is a resin for 3D printing, developed by Photocentric technology and belonging to the photopolymer materials Engineering Plastic Daylight (EPD) line. This is a photosensitive resin.

This resin is suitable for many applications and is particularly useful for manufacturing large parts, with a platform measuring 510 mm x 280 mm. The Ultracur3D® EPD 1006 offers the ability to create high-quality components for demanding applications and industries at a competitive price.

[Learn more about EPD 1006](#)

